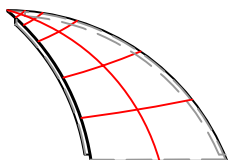
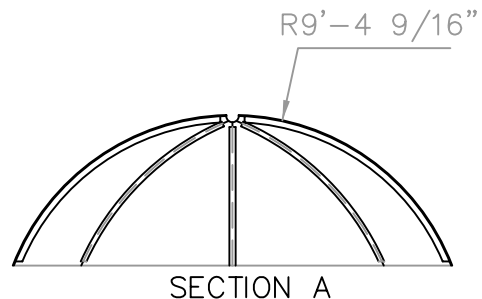
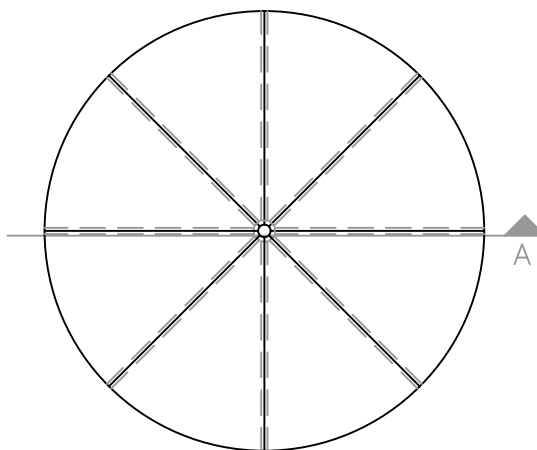


TOP VIEW



DOME SEGMENT
8 PCS. TOTAL

ITEM TAG: COLUMN_SG	
MATERIAL:	
TOTAL # OF ITEM:	
PERIMETER/CROSS SECTION	
TOTAL SQ./CU. FEET:	
COLOR:	
TEXTURE:	
DWG:	SHEET
DATE:	

REFERENCES

SHEET:						
--------	--	--	--	--	--	--

ACTION COMPLETED

CAD	PRODUCTION	MOLD	FINISHED	PACKED	SHIPPED	RECEIVED
/ /	/ /	/ /	/ /	/ /	/ /	/ /


Stromberg Architectural Products
 P.O. Box 8036, I-30 West, Greenville, TX 75404 (903) 454-8682 FAX (903) 454-3642
 

PROJECT:	DRAWING TITLE:
LOCATION:	
ARCHITECT:	SCALE: 1/8" = 1'
G.C.:	DRAWN BY:

REVISION	DATE
CUSTOMER APPROVAL:	