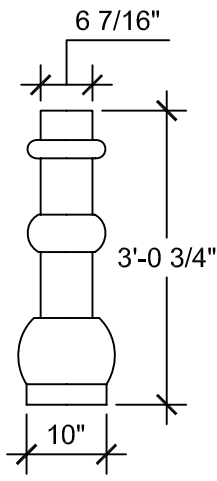
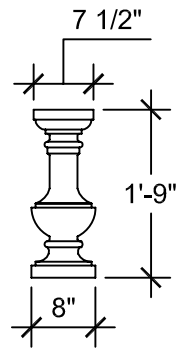


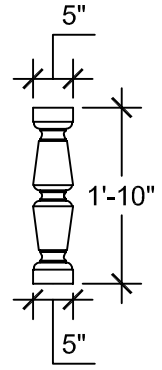
H36



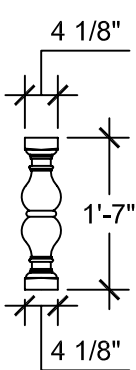
I36



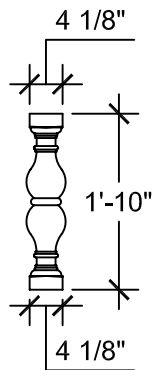
R21



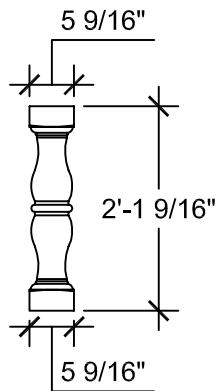
R22



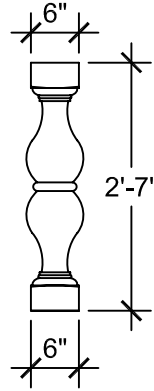
J19



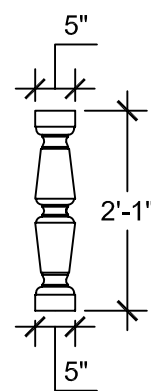
J22



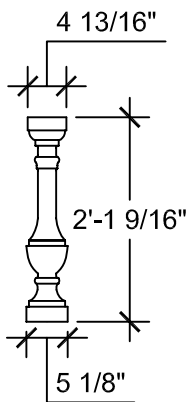
J26



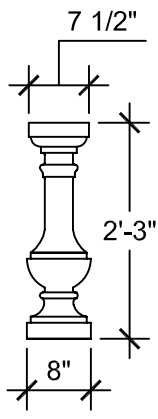
J31



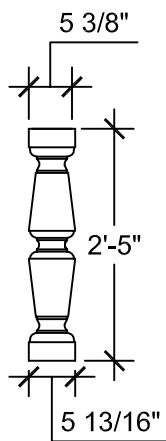
R25



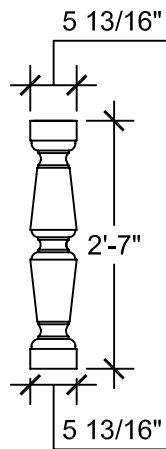
R26



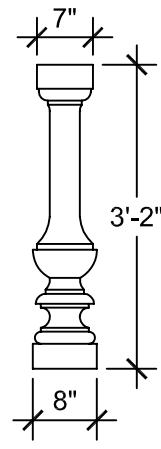
R27



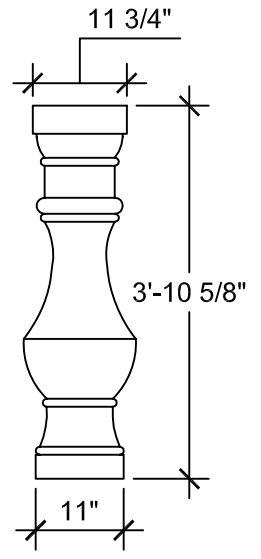
R29



R31



R38



R46

ALL RIGHTS RESERVED. THIS DRAWING IS PROPERTY OF STROMBERG ARCHITECTURAL PRODUCTS INC. AND MAY BE USED ONLY WHEN UTILIZING STROMBERG ARCH. PRODUCTS. STROMBERG GENERAL TERMS AND CONDITIONS APPLY AND ARE INCORPORATED HERE IN BY REFERENCE. THIS DETAIL MAY NOT APPLY TO ALL CONDITIONS AND CONSTRUCTION SITUATIONS.

PROJECT: BALUSTERS

TITLE: BALUSTERS H, I, J & R

REVISIONS:

TYPE DWG: .

DRAWN BY: .



SCALE: 1/2" = 1'

DATE: 7/29/09

DWG. SHEET: .