
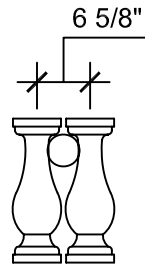


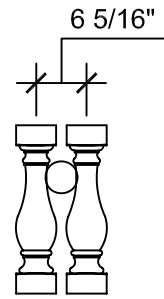
G12G12



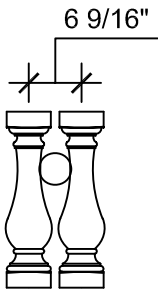
G15G15



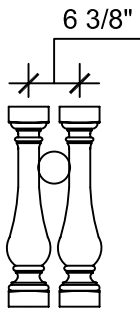
G18G18



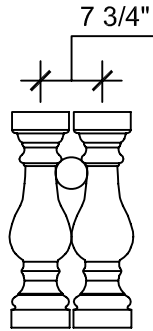
G21G21



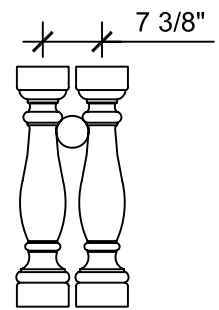
G22G22



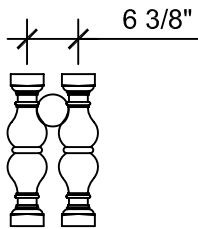
G25G25



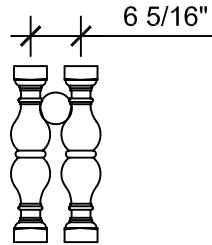
G27 G27



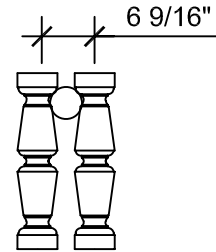
G30 G30




J19 J19



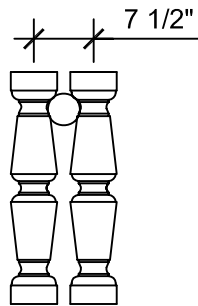
J22J22



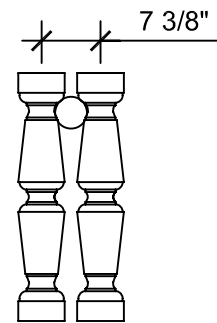
R22R22



R25R25



R29R29



R31 R31

ALL RIGHTS RESERVED. THIS DRAWING IS PROPERTY OF STROMBERG ARCHITECTURAL PRODUCTS INC. AND MAY BE USED ONLY WHEN UTILIZING STROMBERG ARCH. PRODUCTS. STROMBERG GENERAL TERMS AND CONDITIONS APPLY AND ARE INCORPORATED HERE IN BY REFERENCE. THIS DETAIL MAY NOT APPLY TO ALL CONDITIONS AND CONSTRUCTION SITUATIONS.

PROJECT: BALUSTER SPACING I

TITLE: 4" BALL SPACING I

REVISIONS:

TYPE DWG: .

DRAWN BY: .



Stromberg Architectural Products
4400 Oneal Street, Greenville, TX 75404 (903) 454-0904 FAX (903) 454-3642



SCALE: 1/2" = 1'

DATE: 7/7/09

DWG. SHEET: .