




G12 G12




G15 G15




G18 G18




G21 G21




G22 G22



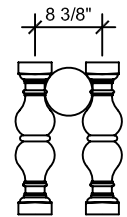
R21 R21



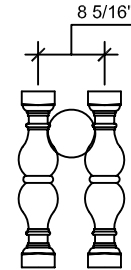
R22 R22




R25 R25




J19 J19




J22 J22




G25 G25




G27 G27



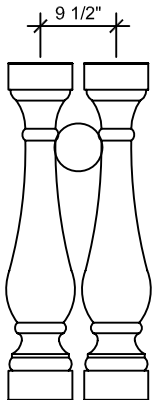
R27 R27



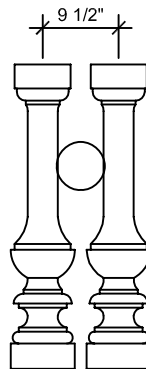
G29 G29




R29 R29




G42 G42




R38 R38



R31 R31



J31 J31



G30 G30

ALL RIGHTS RESERVED. THIS DRAWING IS PROPERTY OF STROMBERG ARCHITECTURAL PRODUCTS INC. AND MAY BE USED ONLY WHEN UTILIZING STROMBERG ARCH. PRODUCTS. STROMBERG GENERAL TERMS AND CONDITIONS APPLY AND ARE INCORPORATED HERE IN BY REFERENCE. THIS DETAIL MAY NOT APPLY TO ALL CONDITIONS AND CONSTRUCTION SITUATIONS.

PROJECT: BALUSTER SPACING II

TITLE: 6" BALL SPACING II

REVISIONS:

TYPE DWG:

DRAWN BY:

 **Stromberg Architectural Products** 
4400 Oneal Street, Greenville, TX 75404 (903) 454-0904 FAX (903) 454-3642

SCALE: 1/2" = 1'

DATE: 7/7/09

DWG. SHEET: