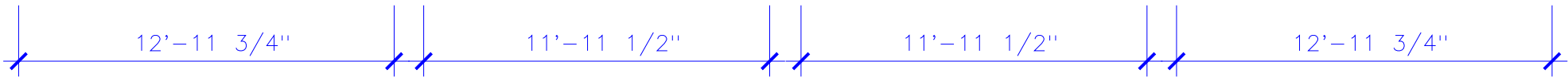
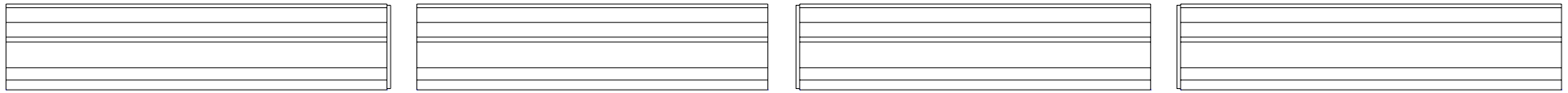
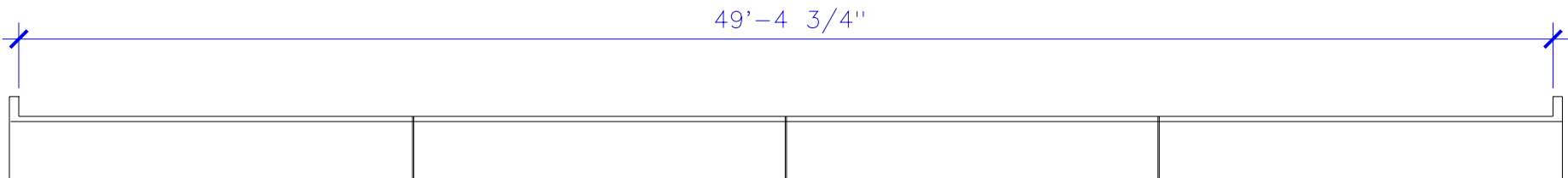


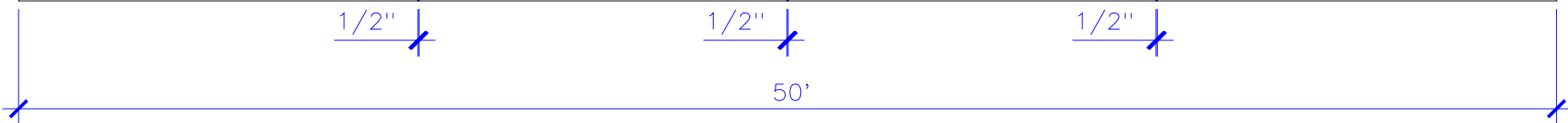
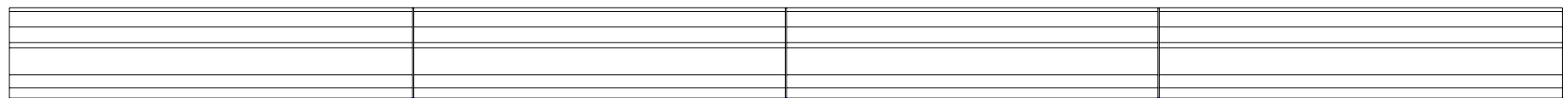
PLAN VIEW, INDIVIDUAL PIECES



ELEVATION VIEW, INDIVIDUAL PIECES



PLAN VIEW, ASSEMBLED PIECES



PROJECT:

REVISIONS:

TITLE: CORNICE SETTING PLAN



**Stromberg Architectural Products**  
 P.O. Box 8036, I-30 West, Greenville, TX 75404 (903) 454-8682 FAX (903) 454-3642

TYPE DWG: SETTING PLAN

DATE:

DRAWN BY:

SCALE: 3/16" = 1'

DWG. SHEET:

CM.-.-.S.1.R1