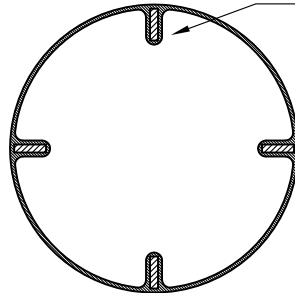
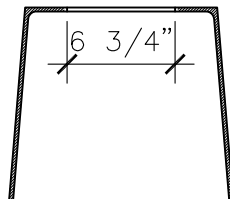


NOTCH 1" X 1/4" FOR DRAINAGE

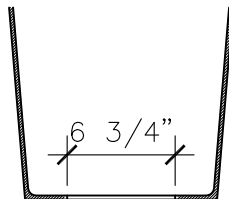
1/2" X 2" BATTEN EMBEDS, 4 PL.



SECTION A



SECTION B



SECTION C

REAR SURFACE OF GFRP IS IRREGULAR

ALL RIGHTS RESERVED. THIS DRAWING IS PROPERTY OF STROMBERG ARCHITECTURAL PRODUCTS INC. & MAY BE USED ONLY WHEN UTILIZING STROMBERG ARCH. PRODUCTS. STROMBERG GENERAL TERMS & CONDITIONS APPLY & ARE INCORPORATED HERE IN BY REFERENCE. THIS DETAIL MAY NOT APPLY TO ALL CONDITIONS & CONSTRUCTION SITUATIONS.

TITLE: EASTRIDGE MALL

TYPE DWG: FOUNTAIN SEGMENT



STROMBERG ARCHITECTURAL PRODUCTS INC.

4400 Oneal Street, Greenville, TX 75401 Phone 903.454.0904 Fax 903.454.3642

SCALE: AS NOTED

DWG. SHEET: **EASTRIDGE FS**