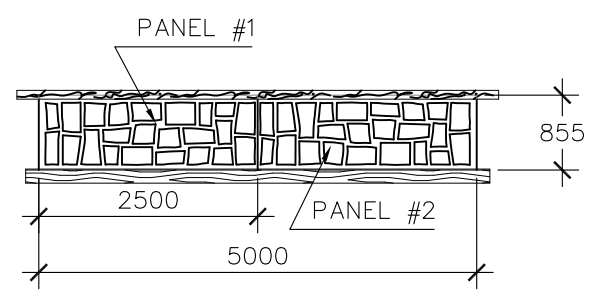
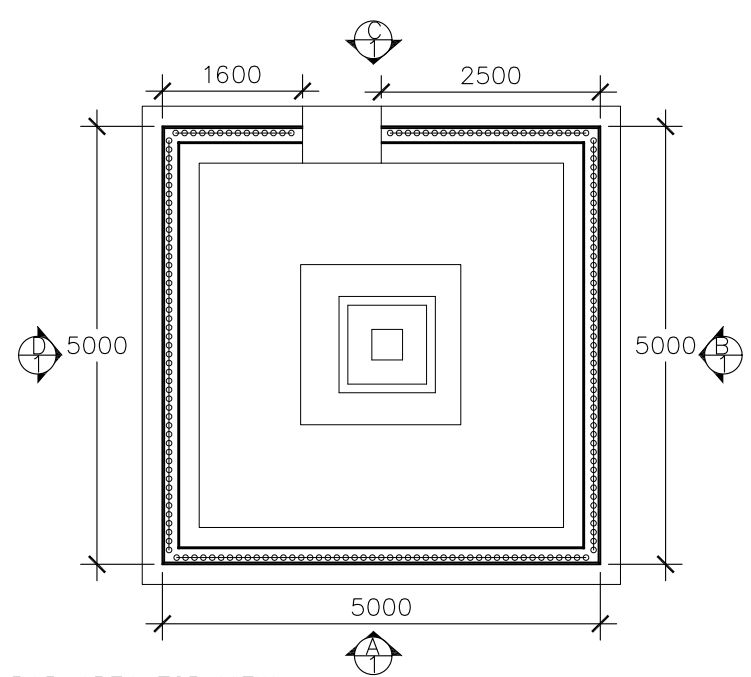


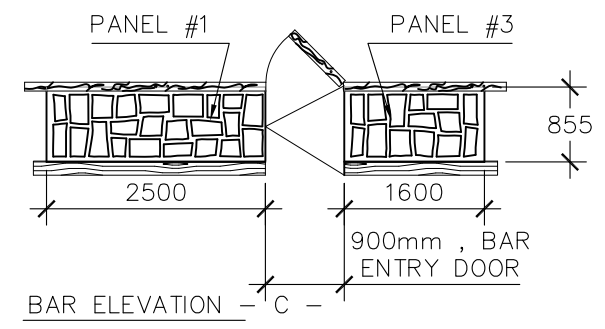
BAR ELEVATION - A -



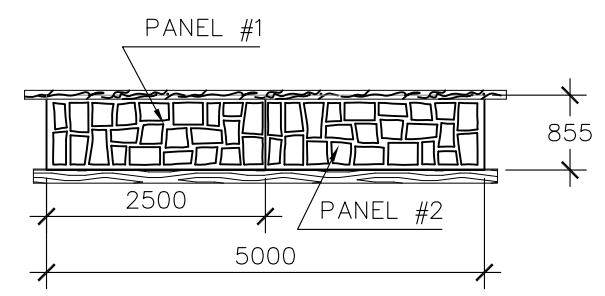
BAR ELEVATION - B -



BAR AREA TOP VIEW



BAR ELEVATION - C -



BAR ELEVATION - D -

BAR PANELS ELEVATION AT EXTERIOR AREA SETTING PLAN  
SCALE: 1 = 75

ALL RIGHTS RESERVED. THIS DRAWING IS PROPERTY OF STROMBERG ARCHITECTURAL PRODUCTS INC. AND MAY BE USED ONLY WHEN UTILIZING STROMBERG ARCHITECTURAL PRODUCTS. STROMBERG ARCHITECTURAL PRODUCTS INC. GENERAL TERMS AND CONDITIONS APPLY AND ARE INCORPORATE HERE IN BY REFERENCE. THIS DETAIL MAY NOT APPLY TO ALL CONDITIONS AND CONSTRUCTION SITUATIONS.

 <b>STROMBERG ARCHITECTURAL PRODUCTS INC.</b> 4400 Oneal Street, Greenville, TX 75401 Phone 903.454.0904 Fax 903.454.3642	TITLE: PALMILLA RESORT	TYPE DWG: BAR SETTING PLAN
	SCALE: AS NOTED	DWG. SHEET: <b>RESORT BSP</b>